



ANNUAL[™]
**RADIOLOGY
MEETING**
IN UAE

**8th Annual Radiology
Meeting in UAE**

**Embracing
the Future of
Radiology
and Medical
Imaging**

OCT 31 - NOV 2, 2023
DUBAI WORLD TRADE CENTRE

**OFFICIAL
E-CATALOGUE**



radiologyuae.com



[Radiology_UAE](#)

Organized by





His Highness Sheikh Mohamed bin Zayed Al Nahyan
President of the United Arab Emirates



His Highness Sheikh Mohammed bin Rashid Al Maktoum
Vice-President and Prime Minister of the United Arab Emirates and Ruler of Dubai

TABLE OF CONTENT

Table of Content

06

Discover Dubai

08

Welcome Messages

12

Scientific Committee -
Radiology Conference

13

Scientific Committee -
Radiography Conference

14

General Information

16

Acknowledgement

18

Accreditation

20

Guest Speakers

36

Conference Program -
Radiology

46

Conference Program -
Radiography

54

Exhibition

An aerial photograph of Dubai, United Arab Emirates, showing a dense urban landscape with numerous skyscrapers, including the Burj Khalifa, and a complex network of highways. The image is partially framed by a large yellow geometric shape on the right side.

Dubai,

a Global Metropolis

Besides being one of the most vibrant, lavish, and cosmopolitan cities in the world,

Dubai has flourished as a dynamic international city and a regional hub for business and investments, thanks to its strategic location between the East and the West and the prospective vision of its leaders.

Dubai is also the city where business meets leisure with abundance of activities to do ranging from shopping in the world biggest mall to more adventurous activities like the adrenaline-pumping safaris, and with its extensive road and transport system, getting around the city cannot be easier.

In the last few years, the Emirate excelled as a unique destination for meetings, conferences, and exhibitions as it hosts world-class events for professionals in almost every industry all across the world, whether it be sport, economic, humanitarian, entertainment, lifestyle or art and culture which play an important role in the business success.

This metropolis does not stop growing as it keeps breaking records on many scales such as the tallest man-made structure in the world - Burj Khalifa, the world's largest shopping center - Dubai Mall, the world's tallest performing fountain - Dubai Fountain, the world's largest picture frame - Dubai Frame, one of the world's most iconic hotels - Burj Al Arab, a set of floating islands in the shape of a world map - the World Islands, and the world's busiest airport for international travel - Dubai International Airport.

Dubai is an unmatched city with great opportunities; a place to share aspirations, experiences and inspiration and a global platform for knowledge-based, sustainable, innovation focused businesses. Dubai is certainly a great example on how a city plans ahead and works on its robust progress in many fields.

Welcome Messages

Message from the Executive Chairman



H.E. Amb. Dr. Abdulsalam Al Madani
Executive Chairman, Annual Radiology Meeting in UAE,
Chairman of INDEX Holding

Welcome to the 8th Annual Radiology Meeting (ARM) in the United Arab Emirates. We are thrilled about the remarkable possibilities that await during this event. With a diverse audience comprising hospitals, clinics, imaging facilities, manufacturers, distributors, and government agencies, ARM plays a pivotal role in advancing radiology.

As an integral part of modern medical care and with approximately 3.6 billion X-rays performed worldwide each year, with an estimated 350 million examinations performed on pediatric patients under 15 years of age, the importance of radiology cannot be overstated. This ability to visualize the inner workings of the human body not only aids in diagnosing fractures and illnesses but also paves the way for effective treatment plans, leading to successful recoveries.

It is for these reasons that our determination to enhance patient care has driven ARM to evolve into a momentous gathering of distinguished radiologists, radiographers, and ultrasound professionals from every corner of the world, and this year's conference and exhibition are set to be a combination of groundbreaking ideas and transformative technologies poised to shape the very trajectory of our field.

Under this year's theme, "Embracing the Future of Radiology and Medical Imaging," our conference topics range from Interventional Radiology to Emergency Radiology, Cardiac Imaging to Artificial Intelligence, and so much more, and we've invited select experts from around the world to share their knowledge. The exhibition will feature the latest breakthroughs that better assist our diagnosis and treatment. Additionally, the Radiology Business Hub is your chance to explore the latest innovations and network with industry leaders, fostering collaborations that can drive progress.

Finally, I would like to express my sincere appreciation to the organizing committee, sponsors, experts, and friends who have contributed to making ARM a celebration of progress, collaboration, and innovation. Their efforts have shaped this event into what promises to be a memorable occasion for all involved. Together, we can tear through barriers and redefine what is possible in our dynamic and ever-changing industry.

Message from the **Conference Chairperson** **Radiology Committee**



Dr. Alia Al Sayegh

Chairperson, ARM Radiology Scientific Committee
SSR Radiologist in Breast Unit, RADIOLOGY Department - DUBAI HOSPITAL

Dear Esteemed Attendees,

As the Chairman of the Radiology Scientific Committee, it is my privilege to extend a warm and heartfelt welcome to each and every one of you to the 8th edition of the Annual Radiology Meeting in UAE -ARM 2023.

Get ready to embark on an extraordinary journey filled with cutting-edge advancements, insightful discussions and invaluable networking opportunities. Together, we will explore the latest innovations in radiology and collectively shape the future of healthcare.

At ARM, we stand proudly in partnership with the dedicated physicians, healthcare professionals, researchers, and companies that tirelessly contribute to preserving public health. We are eagerly anticipating the opportunity to host another successful meeting, where knowledge sharing and collaboration will take center stage.

Since its inception seven years ago, ARM has continually evolved to meet the needs of the radiology community in the UAE and the wider region. ARM 2023 is poised to deliver an exceptional program that will enrich the experiences of our attendees, presenters, and exhibitors. With an impressive number of scientific and educational abstract submissions, it is evident that the radiology community is looking to ARM as a cornerstone for learning and sharing scientific advancements and education within our region.

ARM pledges to continue providing you with access to the tools, education, and scientific and technological innovations necessary to excel in your profession and, most importantly, to deliver high-quality and safe healthcare to your patients.

Thank you for your loyalty to ARM and for all that you do to serve our patients. I look forward to seeing you at ARM 2023.

Message from the **President** **Radiographers Society of the Emirates**



Mr. Hashim Al Awadhi
President – Radiographer Society of the Emirates

Dear Colleagues and Friends,

I am honored to address this gathering on behalf of the Radiographers Society of the Emirates, as we convene for the 8th Annual Radiology Meeting in the UAE.

This prestigious event offers a unique platform to exchange experiences and unite the global Radiology community. We come together to celebrate recent remarkable advancements in the field, and we have planned an array of initiatives to elevate this conference to new heights.

Our mission is to provide excellence and foster superior professionalism across various realms of Radiology. This year's focus extends to advanced applications in radiology, with special attention to Preventive Radiology, Artificial Intelligence, Ultrasound scanning in obstetrics and gynecology, as well as pivotal topics in Nuclear Medicine.

We trust that each of you will find subjects of keen interest, leading to enriching discussions. I am personally delighted to be a part of this exceptional occasion, where we can engage in knowledge sharing and collaborate with colleagues and friends.

We extend a warm welcome to all participants and eagerly anticipate your active involvement and interactions throughout the conference.

Warm regards

Download
the free
**Mobile App
Now!**

to get all the
information
you need about ARM
at your fingertips.

**DOWNLOAD
ARM MOBILE APP**



Download
Google play



Download
From App Store



**STAY
CONNECTED**

Scientific Committee - Radiology Conference



Dr. Alia Al Sayegh

Chairperson, ARM Radiology Scientific
Committee, SSR Radiologist in Breast
Unit, RADIOLOGY Department
Dubai Hospital



Amina Mahmood Ahmed

Head of Quality & Excellence
Department, MRI Specialist & MRI
Safety Expert
Fujairah Hospital



Dr. Amina Al Jasmi

Consultant Radiologist
Emirates Health Services



Dr. Lemya Alzaabi

Consultant Radiologist
Director of Kalba Hospital

Scientific Committee - Radiography Conference



Hashim Alawadhi

President of Radiographers Society of Emirates. Consultant Radiographer, Dubai Hospital, Dubai, UAE



Samar Ahmad El-Farra

Vice President of Radiographers Society of Emirates. Manager of Higher Colleges of Technology Assessment Unit Dubai, UAE



Ayesha Sulaiman Saleh

General Secretary
Radiographers Society of Emirates



Laila Musabheh Bin Guba AlMuhairi

Scientific Committee Chairperson
Radiographers Society of Emirates



Hessa Khalifa Bin Sulaiman

Media & Public Relations Chairperson

General Information

**Official Event Dates:**

31st October – 2nd November 2023

**Venue:**

Dubai World Trade Center – Sheikh Rashid Hall

**Opening Ceremony:**

- Date: 31st October 2023
- Time: 10:00 AM
- Location: Sheikh Rashid Hall

**Exhibition Opening Hours:**

Tuesday	31 October 2023	10:00 – 18:00
Wednesday	1 November 2023	10:00 – 18:00
Thursday	2 November 2023	10:00 – 17:00

Conference Timings:

Tuesday	31 October 2023	8:30 – 18:00
Wednesday	1 November 2023	8:30 – 18:00
Thursday	2 November 2023	8:30 – 17:30

**Admission:**

No onsite registrations. All registrations to be made online via ARM 2023 website. Children below the age of 15 will not be admitted.

**Business Centre:**

Business Centre is located in concourse near Hall 1.

**Organizer Office:**

Located in front of Sheikh Rashid Hall.

**Dining and Retail:**

A wide range of outlets are located in the concourses 1 and 2. Services include coffee shops and restaurants, business center, courier service, banks, pharmacy, post office and telecom outlet.

**Car Parking:**

Paid Car Park : Multi- storey car park – Level 3,4, and 5

**Transportation:**

Public transports are widely available and offer a safe and convenient mode of transport.



Taxis are plentiful and reasonably priced. Taxis available in car park E opposite Ibis Hotel.



The Dubai Metro station is located near the DWTC Exhibition Gates .

**Prayer Rooms:**

The Gents prayer room is located at the second floor opposite Hall 6. The Ladies prayer room is located at the second floor opposite Hall 7.

**Lost and Found:**

For lost and found item/s please ask the assistance of the security staff or the organizers. The lost and found office is located on Level 1, above Hall 8 and is responsible for the safe keeping of items that have been found at the premises.

**Emergency Medical Services (EMS):**

The EMS station is located in the main concourse (concourse 2) between Hall 4 and 5.

**Disclaimer:**

The organizer and publisher of the official catalogue will not be held responsible for the statement made in this catalogue on behalf of the exhibitors, sponsors, partners, supporters and speakers nor for any errors or omissions that may have occurred, although the utmost care has been taken to ensure that the information is accurate in this catalogue.

Acknowledgement

Gold Partners



Innovation Partners



Silver Partners



Technology Partner



Societies



Media Partners



Accreditation



ARM Conference

Upto
CPD Credits:

19

Accreditation No.:
DHA/MTS/ACC/23-1630/A

How to Claim your credit hours?



How does the system work?

- Every time you access or exit the conference hall, you will be required to scan your E-badge at the gateway located at the entrance of the session halls. Failure to scanning your badge will result in non-calculation of the credit hours
- The system will automatically calculate the time spent during the session on your entry and exit. Please make sure to attend at least 75% of the sessions to obtain full CME as provided per session.



When can I collect my CME?

- For the continuing education certificate, the system will calculate the total number of credit hours you earned based on your overall attendance at the conference. The certificate can be viewed and printed 20 working days after the end of the show.



How can I collect my CME?

- Visit ARM website (radiologyuae.com) and click on the CME certificate button for collection of the certificate. This service will be available 20 days post event. Step by step instructions will be provided on the website.

We pioneer breakthroughs in healthcare.

For everyone. Everywhere.



Scan to
learn more



SIEMENS
Healthineers 

Guest Speakers - Radiology Conference



Abdulaziz Al Mosabihi

Consultant Radiologist
Ad Diriyah Hospital MOH Teleradiology,
KSA



Abeer Mohamed

Senior Registrar
King Hamad University Hospital, Bahrain



Aju Pazhenkottil

Senior Consultant in Cardiac Imaging
University Hospital of Zürich, Switzerland



Alaa Eldin Ahmed Saleh

Radiology Specialist
Neuro Spinal Hospital, UAE



Alexandra Economacos

Consultant Breast Radiologist
Mediclinic Comprehensive Cancer Centre,
UAE



Amanda Isaac

Associate Professor
King's College London's School of
Biomedical Imaging and Imaging
Sciences, UK



Amandeep Singh

Professor of Radiology, Department
of Radiodiagnosis & Imaging
S.G.R.D. Institute of Medical Sciences &
Research, India



Amina Mahmood Ahmed

MRI Specialist & MRI Safety Expert
Fujairah Hospital, UAE



Anoop Kumar Pandey

Specialist Radiologist
Medeor Hospital, UAE



Asma AlHatmi

Radiologist Specialist
Radiology Department
Sultan Qaboos University Hospital,
Muscat, Oman



Ayman Helmy Toeima

Senior Radiology Specialist MD, MSc
,EDIR Radiology Department
Al Qassimi Hospital, UAE



Balamurugan Rathinavelu

MBBS, MRCP, FRCP
Consultant Radiologist
Sheikh Shakhbout Medical City,
Mayo Clinic, UAE

Guest Speakers - Radiology Conference



Dana Haddad

Consultant Breast Radiologist &
Head of Breast Imaging
Healthbay Polyclinic, UAE



Danoob Dalili

Consultant Musculoskeletal
Interventional Radiologist
SouthWest London Elective
Orthopaedic Centre, London, UK



**Dhananjaya Kotebagilu
Narayana Vamyanmane**

Visiting Consultant - Pediatric Radiologist
Motherhood Hospital, Cloudnine Hospital,
Aster Mother & Child Hospital, India



Frans Van Beers

Vice President Global Business
Development and Sales EMEA APAC
Kheiron Medical, UK



Hoda Helmy

General/Women's Imaging Radiologist
International Modern Hospital - UAE



Ihab Hossam Ismail

CEO, Middle East & Africa
INFINITT MEA, Dubai, UAE



Jamie Howie

MBChB FRCR, Consultant Radiologist
Hexarad Dubai Hub, UAE



Kinda Douaidari

Director
American Hospital Breast Unit, UAE



Kwang Hwi Lee

Clinical Professor
Department of Radiology, Sheikh Khalifa
Specialty Hospital. UAE



Lemya Alzaabi

Consultant Radiologist, Director
Kalba Hospital, UAE



Mahmoud EL Kaissi

Staff Physician
Cleveland Clinic, UAE



Maan Hachmi M.D.

Consultant interventional radiologist
Establisher of Breast Imaging Unit
Dubai Hospital

Guest Speakers - Radiology Conference



Manal Elrefaei

General /Woman's Imaging Radiologist
Emirates Hospitals Group, UAE



Mohammad Zare Mehrjardi

Diagnostic & Interventional Radiologist-
European Board Certified
Dr Zare Mehrjardi Medical Imaging &
Prenatal Diagnostic Center, Iran



**Momena Essam Ibrahim
EL Sadawy**

Specialist Radiologist
Medicare Hospital, Dubai, UAE



**Mustafa Zuhair Mahmoud
Alhassen**

Professor of Radiology and
Ultrasonography
King Khalid University, KSA



**Nuha Abdullah Othman
Khoutmais**

Consultant Radiologist, Women's
Imaging Section Head, Women's Imaging
Co-Chairperson, Radiology Machine
Intelligence Committee Adjunct
Assistant Professor, King Faisal Specialist
Hospital and Research Center, KSA



Rajesh Kumar Rajappan

Director of Clinical Marketing Applications
United Imaging Health Care




Rahul P Kotian

(PhD - MRI)
Professor - Medical Imaging
Radiology Manager -
Department of Radiology
Burjeel Medical City, UAE



Rola Husain

Diagnostic and Interventional
Musculoskeletal Radiology Consultant
Salmaniya Medical Complex, Bahrain



Reem Maki

Radiologist
Radiology Department, Salmaniya
Medical Complex, Manama, Kingdom of
Bahrain



Safaa Al Mohdar

Head of Cardiology
Zayed Military Hospital, UAE



Salah El Rai

Senior consultant Radiologist
MD, MSc and PhD
Dr. Sulaiman Al Habib Medical Center,
UAE



Shamie Kumar

Director Clinical Specialist,
Diagnostic Radiographer
Qure.ai Technologies Private limited, UAE

Guest Speakers - Radiology Conference



Shweta Agarwal

Breast and General Radiologist MBBS,
DMRD, DNB, FRCR, EDiR, EBBI
Allied Medical Center, UAE



Sonal Sethi

Specialist Radiologist
Aster Medical Imaging, UAE



Stefania Romano

High Specialist Radiologist
Santa Maria Delle Grazie" Hospital,
Pozzuoli, Italy



Venkatesh Manchikanti

M.D, DNB, EDiR (Radiodiagnosis),
MNAMS, FAGE Specialist Radiologist
NMC Royal Hospital, Sharjah, UAE



Vikas Singhal

Specialist Radiologist
Allied Medical Center, UAE



Wissam Chelha

Diagnostic Radiology Resident
Sheikh Khalifa Medical City, UAE



Yassine Badaoui

Head of Strategic Partnerships
GLEAMER, France



Together, working for your health.


FUJIFILM has harnessed its core technologies and extensive expertise to deliver cutting-edge solutions in various global industries. Their proprietary technologies impact healthcare, graphic systems, optical devices, digital imaging, and document products. With a heightened focus on healthcare, they offer solutions spanning Medical IT, Diagnostic Imaging, X-ray, Endoscopy, Ultrasound, In-Vitro diagnostics, Artificial Intelligence, and diverse screenings. Fujifilm Healthcare's global expansion aims to provide innovative, precise diagnostic tools for a brighter future.

Guest Speakers - Radiography Conference



Aayda Ahmed Al Shehhi

Director, Radiation Safety
Federal Authority for Nuclear Regulation,
UAE



Ahmed Sarafi

Professor of Radiology
Sharjah University, Gulf Medical University,
Suez Canal University, UAE



Alamin Musa Salih Omer

Assistant Professor
King Khalid University, Abha, KSA



Ali Yahya Zailae

PhD. Neuroimaging
(Neuroimaging Scientist)
Academic affairs and Training Advisor
Health Research Advisor, MOH
Saudi Arabia



Asmahan Sajwnai

Radiology Manager
Sheikh Khalifa General Hospital, UAE



Christina Malamateniou

Co-Director of Postgraduate
Radiography Programme
Division of Midwifery and Radiography,
University of London, Northampton
Square, UK



Cristina M Vasilica

Associate Professor (Reader) in Digital Health, Head of Digital Engagement, UoS, School of Health & Society, University of Salford



Daniele Giuffrida

Radiation Protection Expert
Federal Authority for Nuclear Regulation (FANR), UAE



Dimitris Katsifarakis

Consultant CEO
ISRRT, Greece



John J Totman

Associate Professor and Head of Radiography and Medical Imaging
Fatima College of Health Science, Abu Dhabi and Al Ain Campuses, UAE



Katy Szczepura

Associate Professor in Medical Imaging Physics
University of Salford, Ireland



Lev Matveev

Senior Research Scientist
Laboratory of Wave Methods for Studies of Structurally Nonuniform Media - Institute of Applied Physics of the Russian Academy of Sciences (IAP RAS), Russia

Guest Speakers - Radiography Conference



Madan Rehani

Director, Global Outreach for
Radiation Protection
Massachusetts General Hospital, Boston




Mahesh Parameswaran

Senior Technical Assistant & RSO
Sree Chitra Tirunal Institute for Medical
Sciences and Technology, India



**Maqbool Suliman Mohammed
Al Hasani**

Medical imaging Radiographer
Oman Institute of Health Sciences, Oman



**Meera Salem Saeed
Alshoukari**

Radiation Safety Department,
Health Physicist
Federal Authority for Nuclear Regulation



Mohammad Ayasrah

Faculty Member, Assistant Professor
Jordan University of Sciences and
Technology, Jordan



Mohammad Rawashdeh

Associate Professor and Program Director
Gulf Medical University, UAE



Mostafa Abdelrahman

Associate Professor of Medical Imaging
Gulf Medical University, UAE



**Mustafa Zuhair Mahmoud
Alhassen**

Professor of Radiology and
Ultrasonography
King Khalid University, KSA



Rajeev Krishnan

Head of Strategic Business
Aramis Imaging LLP, India



Rijo Mathew Choorakuttil

Chairman & Chief Radiologist
Amma Centre for Diagnosis and
Preventive Medicine Private Limited, India



Rola Husain

Diagnostic and Interventional
Musculoskeletal Radiology Consultant
Salmaniya Medical Complex, Bahrain



Safeya Alhadi

Radiologic Technologist
King Hamad University Hospital, Bahrain

Guest Speakers - Radiography Conference



Salah El Rai

Senior consultant Radiologist
MD, MSc and PhD
Dr. Sulaiman Al Habib Medical Center,
UAE




Samar Ahmad El-Farra

Chairperson & Vice President
Higher College of Technology,
Radiography Scientific Committee,
Radiographers Society of Emirates, UAE



Subhash Chand Bansal

Registrar
Indian College of Radiological Technology
of Indian Society of Radiographers and
Technologists, India



Syed Naheeda

Radiological Technologist & Lecturer
Government Medical College, Anantnag,
India



Tamador Hag

Medical Physicist & Radiation
Protection Officer
Aljalila Children's Hospital, UAE



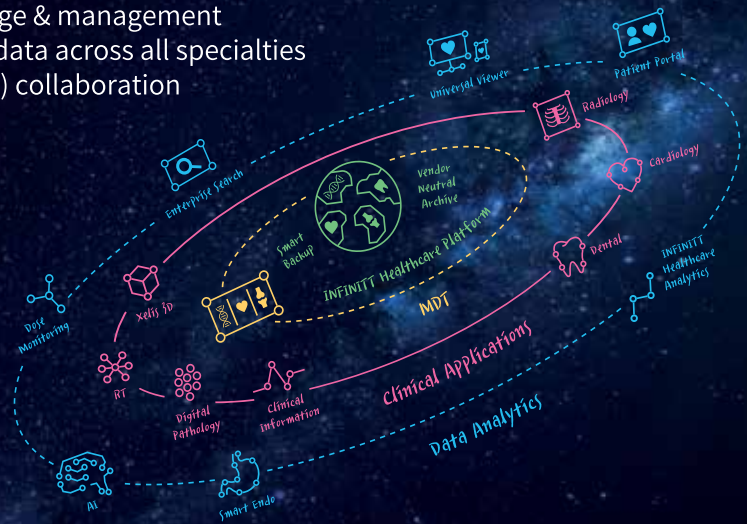
Vivek Yelgaonkar

Radiopharmaceuticals for
Diagnosis and Therapy
Nuclear Scientist and Ex Dy. General
Manager (IAS) at Board of Radiation
and Isotope Technology, Director, BVG
Nuclear Private Limited, India

INFINITT ENTERPRISE IMAGING UNIVERSE



Centralized data storage & management
Free flow of all image data across all specialties
Multidisciplinary (MDT) collaboration
Big data analytics & AI



INFINITT PACS 7.0

AI-empowered, intelligent PACS.
A new assistant for radiologists.

Task Management

Dynamic Worklist. Orchestrating the entire workflow.

Determining task priorities and updating reading status including cases requiring urgent review.

Subspecialty Reading

Whichever image you are reading, we have the right tools for you.

View modes, layouts & measurement tools for mammography and nuclear medicine studies.

Collaboration

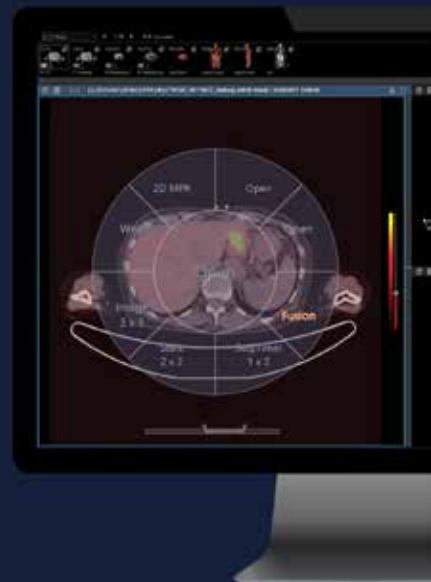
Capture, send, chat. Collaboration is as easy as that.

Saving & opening up cases for conferences with a single click and sharing images via Messenger in real time.

Fast Reading

Click less, move faster. And focus on what matters the most.

Getting to the important part of the image and allocating images to the viewer, with a click or two.



Contacts

imeasales@infinitt.com
www.infinitt.com

Meaningful innovation.
Made possible.
Made For life



At Canon Medical, we have created an entire ecosystem of solutions that foster greater collaboration across multiple teams, departments, and technologies, including advanced AI and healthcare IT, to help you deliver a new level of patient-centered care.

Because we understand that when you collaborate, anything can be **made possible**.

CANON MEDICAL SYSTEMS CORPORATION
<https://global.medical.canon>

©Canon Medical Systems Corporation 2022. All rights reserved.

CONFERENCE PROGRAM

RADIOLOGY

DAY

1

Tuesday, 31 Oct

DAY

2

Wednesday, 1 Nov

DAY

3

Thursday, 2 Nov

Conference Program

DAY 1: TUESDAY, 31 OCTOBER 2023



08:30 - 10:00

Session 1: Interventional Radiology

Chairperson: Amanda Isaac

08:30 - 08:50

Modified moving shot technique: an advanced technique of radiofrequency ablation for thyroid nodules

Kwang Hwi Lee

08:50 - 09:10

Percutaneous Cryoneurolysis of Morton's Neuroma: a viable alternative to surgery?

Danoob Dalili

09:10 - 09:30

The comparison of diagnostic efficacy and safety between FNA and core needle biopsy for initially detected thyroid nodules

Kwang Hwi Lee

09:30 - 09:50

The role of CT Guided guided pain management procedures of the spine

Amanda Isaac

09:50 - 10:00

Panel discussion



10:00 - 11:00

Opening Ceremony



11:20 - 12:40

Session 2: Breast Imaging

Chairperson: Maan Hachmi

11:00 - 11:20

Preoperative breast MRI controversy

Alexandra Economacos

11:20 - 11:40

Contrast enhanced mammogram

Kinda Douaidari

11:40 - 12:00

CEM Guided Breast Biopsy

Nuha khoumais

12:00 - 12:20

Why is breast cancer incidence rising in the GCC?

Dana Haddad

12:20 - 12:40

The 'thing' that is called AI/ML....

Frans van Beers



12:40 - 13:30

Lunch Break



13:30 - 15:10

Session 3: MSK

Chairperson: Danooob Dalili

13:30 - 13:50

Unique Spectrum of MRI in Sports Injury

Vikas Singhal

13:50 - 14:10

Pigmented villonodular synovitis as a differential of Subchondral cysts: A case report

Abeer Mohamed

14:10 - 14:30

The ABCs of Shoulder Instability

Rola Husain

14:30 - 14:50

Ultrasound Guided Interventions in the Upper Limb: How I do it

Danooob Dalili

14:50 - 15:10

Sports imaging optimizing imaging of athletes protocols and special considerations

Amanda Isaac



15:10 - 15:30

Break



15:30 - 16:50

Session 4: Body Imaging

Chairperson: Balamurugan Rathinavelu

15:30 - 15:50

Role of Transcutaneous Perianal Ultrasonography in Evaluation of Perianal Fistulae with MRI Correlation

Amandeep Singh

15:50 - 16:10

Pearls and pitfall of Imaging in acute abdomen

Balamurugan Rathinavelu

16:10 - 16:30

Diffusion Weight Imaging. Can It Proves A Beneficial Addition To Mr Abdomen And Pelvis

Alaa Eldin Ahmed Saleh

16:30 - 16:50

Forgotten art of Radiology- Body Imaging

Balamurugan Rathinavelu



Conference Program

DAY 2: WEDNESDAY, 1 NOVEMBER 2023



08:30 - 10:30

Session 5: Artificial Intelligence

Chairperson: Amanda Isaac

08:30 - 08:50

AI in pediatric brain segmentation and quantification using Magnetic Resonance Imaging

Dhananjaya Kotebagilu Narayana Vamyanmane

08:50 - 09:10

Role of imaging in predicting the receptor positivity status in lung adenocarcinoma -a new chapter in Radiogenomics

Sonal Sethi

09:10 - 09:30

How AI Solution design can improve user adoption

Yassine Badaoui

09:30 - 09:50

The role of AI in musculoskeletal conditions: opportunities and challenges

Amanda Isaac

09:50 - 10:10

Revolutionizing Radiology - Advancements in AI Training and Education for a Future-Ready Healthcare System

Shamie Kumar

10:10 - 10:30

AI in breast screening mammographic imaging: the current applications and the future promises.

Momena Elsadawy



10:30 - 11:00

Coffee Break



11:00 - 12:30

Session 6: Cardiac Imaging

Chairperson: Inas Al Hameedi

11:00 - 11:20

Exploring advancement in cardiac imaging

Aju Pazhenkottil

11:20 - 11:40

Role of MRI in diagnosis of heart disease

Safaa Al Mohdar

11:40 - 12:00

Interesting Fetal Echocardiography Cases

Mohammad Zare Mehrjardi

12:00 - 12:20

Cardiac Hybrid Imaging

Aju Pazhenkottil

12:20 - 12:30

Panel discussion



12:30 - 13:30

Lunch Break



13:30 - 15:00

Session 7: Chest Imaging

Chairperson: Salah El Rai

13:30 - 14:00

Pulmonary and Extra-pulmonary abnormalities on HRCT chest in Systemic Sclerosis Patients

Anoop Kumar Pandey

14:00 - 14:30

Beyond Pulmonary Embolism: Alternative Diagnoses and Incidental Findings on CT Pulmonary Angiography Scans in Sickle Cell Disease Patients

Reem Maki

14:30 - 15:00

Imaging of pulmonary embolism/ Best practice proposal

Salah El Rai



15:00 - 15:30
Coffee Break



15:30 - 17:00
Session 8: Emergency Radiology

Chairperson: Amina Al Jasmi

15:30 - 16:00
Emergency Cases
Mahmoud EL Kaissi

16:00 - 16:30
Dual Energy CT evaluation of the Acute Bowel in adult: Imaging protocols and effectiveness
Stefania Romano

16:30 - 17:00
Don't miss this finding in emergency cases
Ayman Helmy Toeima



Conference Program

DAY 3: THURSDAY, 2 NOVEMBER 2023



08:30 - 10:30

Session 9: Neuro Radiology

Chairperson: Lemya Al Zaabi

08:30 - 08:50

A diffusion tensor imaging study to compare fractional anisotropy value changes in Parkinson's plus syndrome disease and Alzheimer's disease patients

Rahul Kotian

08:50 - 09:10

Role of Susceptibility weighted imaging(SWI) in 3T MRI beyond the detection of thrombus

Venkatesh Manchikanti

09:10 - 09:30

MRI structure report aiming for MS repository in Saudi Arabia

Abdulaziz Al-Mosabihi

09:30 - 09:50

Anatomical Variations of Frontal Sinus Pneumatization: A Computed-tomography Based Study

Asma Al Hatmi

09:50 - 10:10

Case report of persistent occipital venous sinus rare congenital anomaly

Alaa Eldin Ahmed Saleh

10:10 - 10:30

Panel discussion



10:30 - 11:00

Coffee Break



11:00 - 12:30

Session 10: GU Radiology

Chairperson: Mustafa Z. Mahmoud

11:00 - 11:20

Parametrial invasion in cervical carcinoma, the added value of using fused T2-DWI in increasing confidence of diagnosis

Hoda Helmy

11:20 - 11:40

Role of Ultrasound (US) and Magnetic Resonance Imaging (MRI) in Penile Fracture Mapping for a Modified Surgical Repair

Mohammad Zare Mehrjardi

11:40 - 12:00

Ultrasonographic Evaluation of the Outcomes and Complications of Renal Stone Treatment with Extracorporeal Shock Wave Lithotripsy

Mustafa Z. Mahmoud

12:00 - 12:20

Optimization of CT KUB technique and radiation dose

Wissam Fatma Zohra Chelha

12:20 - 12:30

Panel discussion



12:30 - 13:30

Lunch Break



13:30 - 15:00

Session 11: Patient Centered Radiology

Chairperson: Amina Mahmood Ahmed

13:30 - 13:50

Impact of Periodic Social Events on Personal Emotional Intelligence: Radiologists' Experience

Manal ElRefaei

13:50 - 14:10

Management of B3 Lesions Practical Issues and International Consensus

Shweta Agarwal

14:10 - 14:30

Dual Energy CT in oncologic staging: how the imaging protocol could be tailored according to the new technology

Stefania Romano

14:30 - 14:50

Building a cohesive Radiologists community

Jamie Howie

14:50 - 15:00

Panel discussion



15:00 - 15:30

Coffee Break



15:30 - 17:00

Session 12: Future of Radiology

Chairperson: Alia AlSayegh

15:30 - 15:50

Improving Sustainability in Radiology Using Enterprise Imaging Informatics

Ihab Ismail

15:50 - 16:10

Sustainability in Radiology

Amina Mahmood Ahmed

16:10 - 16:30

Change management in Radiology

Lemya Al Zaabi

16:30 - 16:50

Introduction of United Imaging Healthcare & Trendsetting MRI Applications

Rajesh Kumar Rajappan

16:50 - 17:00

Panel discussion

17:00 - 18:00

Closing Ceremony

EnCor™ Enspire™

Breast Biopsy System

Designed for efficiency and ease in all modalities

Indicated to provide breast tissue samples for diagnostic sampling of breast abnormalities

TriConcave™ tip to facilitate targeting

Automated sampling, together with One touch features, allows you to adapt to specific needs while in the breast

Please consult product labels and instruction for use for indications, contraindications, hazards, warnings, and precautions.

- Not all products, services, claims or features of products and services may be available or valid in your local area. Please check with your local BD Representative.
- This material is intended for Health Care Professionals only

BECTON DICKINSON B.V. - DUBAI BRANCH, 11th floor, Blue Bay Tower, Marasi Drive, Business Bay POB 52279, Dubai, United Arab Emirates T.: +971 4 559 2555

bd.com



BD, the BD Logo and EnCor Enspire are trademarks of Becton, Dickinson and Company. All other trademarks are the property of their respective owners. © 2023 BD and its subsidiaries. All rights reserved. BD-109143

CONFERENCE PROGRAM

RADIOGRAPHY

DAY
1

Tuesday, 31 Oct

DAY
2

Wednesday, 1 Nov

DAY
3

Thursday, 2 Nov

Radiography Conference Program

DAY 1: TUESDAY, 31 OCTOBER 2023



08:30 - 10:00

Session 1: Literature Review

Chairperson: Hashim Alawadhi

08:30 - 09:00

Digital mammography in correlation with Digital Breast Tomosynthesis (DBT)

Syed Naheada

09:00 - 09:30

AI implementation in Radiography, key considerations

Christina Malamateniou

09:30 - 10:00

Clinical Audit in Radiology: Why do we need it?

Dimitris Katsifarakis



10:00 - 10:30

Break



10:30 - 11:00

Conference Opening Ceremony (Radiology Hall)



11.00 - 12.30

Session 2: The UAE Contributing to International RP

Chairperson: Samya Al Zarouni

11:00 - 11:30

Appropriateness and clinical decision support- justification practice (competition)

Samar El-Farra

11:30 - 12:00

Appropriateness and clinical decision support

Aayda Al Shehhi

12:00 - 12:30

Justification in medical imaging: from principle to actual implementation

Madan Rehani



12:30 - 13:30 **Lunch Break**



13:30 - 15:00 **Session 3: Digital Transformation**

Chairperson: Asmhan Sajwani

13:30 - 14:00

Digital capabilities as a fundamental requirement for healthcare transformation and radiography

Katy Szczepura / Cristina Vasilica

14:00 - 14:30

Embedding digital skills in radiography continuing education – a case study

Katy Szczepura / Cristina Vasilica

14:30 - 15:00

DiskPass™

Cristina Vasilica



15:00 - 15:30 **Break**



15:30 - 18:00 **Session 4: Europe Consortium**

Chairperson: Dimitris Katsifarakis

15:30 - 16:00

Functional MRI-a promising tool in pre operative brain mapping-concepts revisited

Mahesh Parameswaran Nair Sulochana

16:00 - 16:30

The ability of dual-energy X-ray absorptiometry to diagnose osteopenia and osteoporosis

Mustafa Z. Mahmoud

16:30 - 17:00

Optical coherence tomography as an emerging tool bridging gap between radiology and microscopy

Lev Matveev

17:00 - 17:30

Obesity and medical imaging challenges

Salah El Rai

Radiography Conference Program

DAY 2: WEDNESDAY, 1 NOVEMBER 2023



09.00 - 10.00

Session 5: Digital Transformation

Chairperson: Dimitris Katsifarakis

09:00 - 09:40

Images as data – optimisation beyond the individual patient, AI, robotics, etc.

Digital capabilities in radiography and medical imaging

Katy Szczepura / Cristina Vasilica

09:40 - 10:00

Image optimisation, histograms, image analysis

Katy Szczepura



10:00 - 10:30

Break



10:30 - 12:00

Session 6:

Chairperson: Hashim Alawadhi

10:30 - 11:00

Digital learning science

Cristina Vasilica

11:00 - 11:30

WORKSHOP - Chat GPT debate – use of AI for healthcare and education

Katy Szczepura / Cristina Vasilica

11:30 - 12:00

Artificial Intelligence in Medical Imaging

Ahmed El-Serafi

12:00 - 12:15

Elevating Diagnostic Capabilities of Portable X-rays: Discovering Clinical Advantages of Dynamic Digital Radiography in Thoracic and Musculoskeletal Applications

Sharon Zollo or Serdar Er



12:15 - 13:00

Lunch Break



13:00 - 15:00

Session 7: The UAE contributing to the international RP

Chairperson: Hashim Alawadhi / Samar El-Farra

13:00 - 13:30

UAE National Qualifications of some Radiation Protection Professionals

Daniele Giuffrida and Meera Alshoukari

13:30 - 14:00

A White Paper on R&D in Radiation Protection in the UAE

Daniele Giuffrida

14:00 - 14:30

Radiopharmaceuticals for Diagnosis and Therapy

Vivek Yelgaonkar

14:30 - 15:00

Research (ICRP) - Panel Discussion

Daniele Giuffrida, Aayda Al Shehhi, Samar El-Farra, Meera Alshoukari

Vivek Yelgaonkar, Madan Rehani



15:00 - 15:30

Break



15:30 - 18:00

Session 8: Digital Transformation

Chairperson: Ahmed El-Serafi

15:30 - 16:00

WORKSHOP - How do you see digital skills and technical fluency being imbedded in your practice? Padlet/mentimeter

16:00 - 16:30

WORKSHOP - Tree of digital skills for radiography

Katy Szczepura / Cristina Vasilica

16:30 - 17:00

Morphometric Study of the Sudanese Foramen Magnum Using Computed Tomography

Alamin Musa Salih

17:00 - 17:30

Imaging Cardiac Structure and Function with MRI

Salah El Rai

17:30 - 18:00

Radiation Protection in Pediatrics Radiology

Tamador Hag

Radiography Conference Program

DAY 3: THURSDAY, 2 NOVEMBER 2023



09:00 - 10:30

Session 9: Universities consortium

Chairperson: John James Totman

09:00 - 09:30

Preparedness of our radiographers to work with autistic children

Mostafa Abdelrahman

09:30 - 10:00

The Why and the How of PET/MRI

John James Totman

10:00 - 10:30

Unraveling the Puzzle: Exploring the Factors That Impact the Accuracy of Breast Cancer Diagnosis by Radiologists and Image Characteristics

Mohammad Rawashdeh



10:30 - 11:00

Break



11.00 - 12.30

Session 10 :

Chairperson: Yusuf Ibrahim Olatunji

11:00 - 11:30

The way to FAST

Safeya Alhadi

11:30 - 12:00

Challenges in pulmonary embolism for radiology team

Salah El Rai

12:00 - 12:30

Preventive Radiology - Scope and Future

Rijo Mathew



12:30 - 13:30

Lunch Break



13:30 - 15:30

Session 11

Chairperson: John James Totman

13:30 - 14:00

A Pictorial Review: MRI Evaluation of Various Elbow, Forearm, and Wrist Neuropathies

Rola Husain

14:00 - 14:30

New era in radiology technology and medical imaging training

Ali Zailae

14:30 - 15:00

Artificial Intelligence in Radiology

Rajeev Krishnan



15:00 - 15:30

Break



15:30 - 17:00

Session 12

Chairperson: Asmhan Sajwani

15:30 - 16:00

Radiology Information system: A tool to Performance optimization and staff learning

Asmhan Sajwani

16:00 - 16:30

Mammography Screening in Jordan: Productivity and Equity Distribution

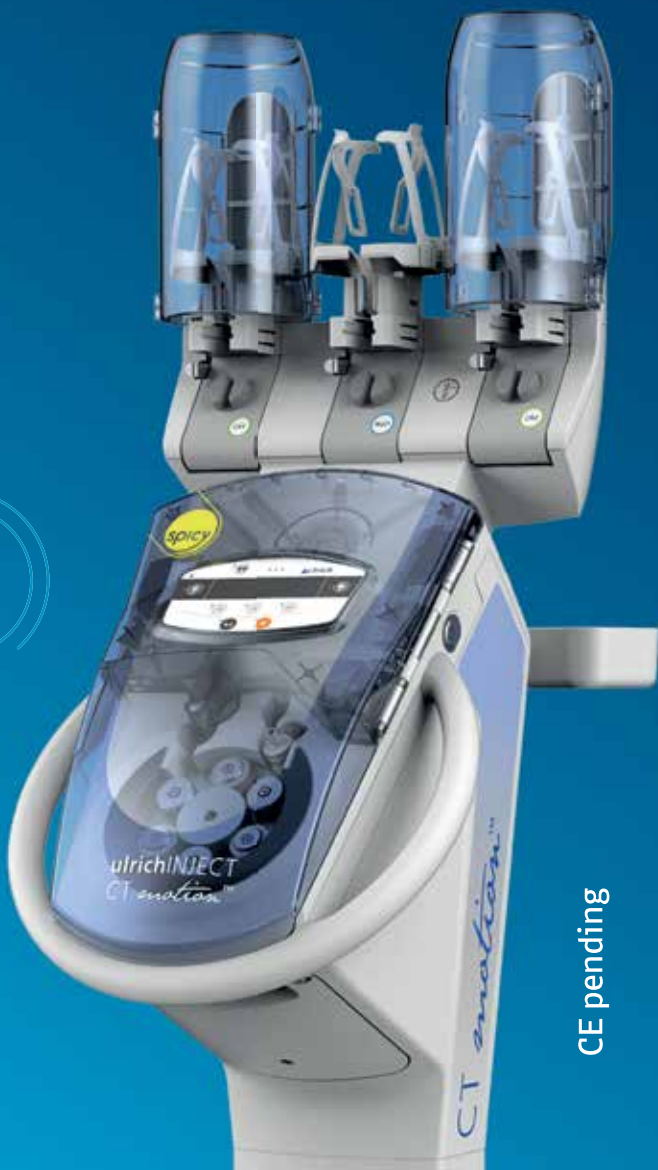
Mohammad Ayasrah

16:30 - 17:00

Emerging Trends in Radiological Technology

Subhash Bansal

The new CT motion SPICY



Ulrich
medical

CE pending

EXHIBITION

| 31 OCTOBER - 02 NOVEMBER | 2023

Floor Plan

DELEGATE LUNCH AREA

RADIOGRAPHY
CONFERENCE
HALL



RADIOLOGY
CONFERENCE
HALL

List of Exhibitors

Company Name	Stand No.
Abu Dhabi International Medical Services - ADI	C10
AIRS Medical	A04
Arabian Millennium Medical Trading - AMMT	IC01
Bayer	C01
Becton Dickinson - BD	D03
City Pharmacy Co.	D01
EIZO Corporation	B09
Emitac Radiology Solutions	C03
Everlight Radiology	A03
Fujifilm	B01
Gleamer	A06
Gulf Drug - Canon	A01
IDN Gulf DMCC	B09
Infinitt	C04
Quadri Pharmaceuticals	B10
Siemens Healthineers	D05
Symed	C10
United Imaging	B05
Voyager Imaging	A05
Xenith	IC03
Zahrawi Medical	C09

Exhibitors Profile



Abu Dhabi International Medical Services - ADI



+971 2 5555 067



United Arab Emirates



adi.ae

Abu Dhabi International Medical Services (ADI) is well known throughout the United Arab Emirates as the leading firm for supplying high-end medical equipment and specialized pharmaceutical products. Since its inception over a decade ago, ADI has been ascending the stairs of success in hyper leaps and maintaining its reputation as one of the most prominent healthcare entities in the nation, as well as an essential provider of most reputable medical equipment such as GE Healthcare Systems



AIRS Medical



(+82) 70 7777 3186



Korea South



airsmed.com

AIRS Medical Co. is a Korean medical AI startup company which aims to make change in the existing inefficient healthcare industry through digital transformation of medical experience. Founded in 2018, the company now consists of around 100 talents and succeeded in attracting 30 billion won in Series B investment last year. Our first product SwiftMR is currently in more than 5 countries including Korea and USA with more than 250 install bases all over the world. AIRS Medical is now planning to expand market coverage to 10 more countries including the Middle East region in 2023.

Exhibitors Profile



Arabian Millennium Medical Trading - AMMT



+971 4 334 5455



United Arab Emirates



ammtuae.com

Arabian Millennium Medical Trading provides a wide-range of medical and rehabilitation supplies and equipment. We cater to the needs of medical and hospital market by combining quality products and reliable standards with responsive and personalized after-sales service.



Bayer Middle East



+971 4 4452700



United Arab Emirates



[bayer.com](https://www.bayer.com)

Bayer is a global life science company specializing in healthcare and nutrition. The company operates in three segments: Crop Science, Pharmaceuticals, and Consumer Health. The Crop Science segment engages in the development, production, and marketing of seeds, plant traits, crop protection, digital solutions, and customer services to promote sustainable agriculture. The Pharmaceuticals segment provides prescription products primarily for cardiology and women's health, specialty therapeutics in the areas of oncology, hematology, and ophthalmology, as well as DIAGNOSTIC IMAGING EQUIPMENTS AND CONTRAST AGENTS. The Consumer Health segment offers nonprescription over-the-counter medicines, medical products, cosmetics, and other self-care solutions in the categories of dermatology, nutritional supplements, pain and cardiovascular risk prevention, digestive health, allergy, and cough and cold.

Exhibitors Profile



Becton Dickinson - BD

BD is one of the largest global medical technology companies in the world and is advancing the world of healthTM by improving medical discovery, diagnostics and the delivery of care. The company supports the heroes on the frontlines of healthcare by developing innovative technology, services and solutions that help advance both clinical therapy for patients and clinical process for healthcare providers. BD and its 75,000 employees have a passion and commitment to help enhance the safety and efficiency of clinicians' care delivery process, enable laboratory scientists to accurately detect disease and advance researchers' capabilities to develop the next generation of diagnostics and therapeutics



City Pharmacy Co.



+971-6-5355575



United Arab Emirates



citypharmacy.com

City Pharmacy Co. is the leading pharmaceutical, healthcare and medical equipment distributor in the United Arab Emirates. Established in 1967 by Dr. Abdulrahman Almahmeed, City Pharmacy Co.

Exhibitors Profile



EIZO Corporation



+971522191959



Japan



eizoglobal.com

EIZO means image in Japanese. Founded in 1968, we develop and manufacture high-end visual solutions to meet the specialized needs of customers in business, creative fields, healthcare, air traffic control, maritime, security & surveillance, and more. While the customers we serve are many, our mission is always the same to create total imaging solutions that enrich people in their professional and personal lives.



Emitac Radiology Solutions



505845911



United Arab Emirates



emitachealthcare.com

Emitac's portfolio of solutions includes a wide range of medical equipment, consumables, and IT solutions. The company is a authorized agent for a number of leading global brands, including Samsung ultrasound, Shimadzu X-ray, and Philips PACS. In addition to its product offerings, Emitac also provides a range of value-added services, such as: Project management, Installation and commissioning, Training and maintenance technical support. Emitac is committed to providing its customers with the highest levels of service and support. The company has a team of experienced professionals who are dedicated to helping customers achieve their clinical and operational goals.

Exhibitors Profile

EverlightRadiology

Everlight Radiology



+447732000000



United Kingdom



everlightradiology.com

Everlight Radiology is a leading global teleradiology provider, serving hospitals and patients in the UK, Ireland, Australia and New Zealand. We specialize in recruiting and relocating Consultant Radiologists to enjoy exciting clinical careers in dream locations like Dubai. Come and find our friendly team on stand A03.



Fujifilm



+971 (4) 887 8722



United Arab Emirates



www.fujifilm.com.

Fujifilm is at the forefront of delivering cutting-edge solutions across a wide spectrum of global industries. Leveraging our profound knowledge and fundamental technologies, our core businesses encompass healthcare, graphic systems, highly functional materials, optical devices, digital imaging, and document products. These offerings are rooted in our extensive portfolio of chemical, mechanical, optical, electronic, and imaging technologies.

Exhibitors Profile



GLEAMER



France



gleamer.ai

Gleamer offers a suite of AI solutions for radiology that encapsulate medical-grade expertise. Our company wants to support imaging readers to secure diagnoses for all patients at all times while improving comfort and workflow efficiency. The team imagines and develops solutions both at the level of an expert and is easy to integrate thanks to the joint work of a multi-disciplinary team encapsulating AI experts, and radiologist experts. With more than 30 clinical studies running and significant publications, Gleamer has already been integrated into more than 750 institutions in each part of the world.



Gulf Drug LLC



+971 4 5014000



United Arab Emirates



gulfdrug.com

Gulf Drug LLC is a prominent supplier in the UAE, offering an extensive selection of pharmaceuticals, medical equipment, laboratory supplies, and medical consumables to healthcare providers in the market. Gulf Drug LLC has partnered with some of the top manufacturers from all across the world to deliver quality products and prompt, innovative solutions to the healthcare providers & facilitators in the UAE. Gulf Drug LLC 's success can be attributed to its commitment to customer satisfaction, offering after-sales support such as maintenance, repair, and training services. As a trusted partner for hospitals, clinics, & pharmacies, Gulf Drug LLC remains at the forefront of the medical industry in the UAE, providing quality and reliable healthcare solutions.

Exhibitors Profile



IDN Gulf



+971 4 4433413



United Arab Emirates



idnsal.com

IDN is a group of young professionals specializing in imaging solutions to better meet the growing needs of several industries, and has become the leading supplier of high-quality solutions in the Middle East. Powering more than 50 companies regionally, IDN maintains offers tailor-made solutions that fit your unique needs, thereby helping our clients improve efficiency, reduce operating costs, and boost their revenue stream. We pride ourselves on ensuring an end-to-end professional service, giving our clients a reason to return to IDN every time.



INFINITT Healthcare MEA



+971 4 43 56977



United Arab Emirates



infinitt.com

At INFINITT Healthcare, Customers are the basis for our decision-making and always take customer feedback seriously, reflecting them in product development. This customer-oriented business management has earned the annual Best in KLAS: Software & Services PACS Award 12 times. INFINITT at the forefront of medical imaging, bringing big data and AI platforms to the market. Their strength lies in our innovative technologies. They take pride in that we have contributed to advancements in healthcare for the last 20 years. More than 6,500 facilities worldwide are using our solutions to make accurate, data-driven diagnosis and provide patient care accordingly.

Exhibitors Profile



Quadri Pharma



+971(4) 454 2620



United Arab Emirates



quadripharma.com

QUADRI is a pharmaceutical business organization that was originally established in Egypt back in 1994. The organization was setup with the goal to provide professional and reliable technical services to principals while covering: registration, marketing & distribution of products in total compliance to local and international regulatory standards. IN 2002 the organization was introduced to the United Arab Emirates market transferring the success outside Egypt to serve the regional demands. Quadri with offices in Abu Dhabi and Dubai offers quality products and services that includes but not limited to (Fertility, Life science and maintenance, Medical Projects, Medical Supplies, Nutraceuticals & Pharmaceuticals).



Siemens Healthineers



+971 4 366 0100



United Arab Emirates



[siemens-healthineers.com/en-ae](https://www.siemens-healthineers.com/en-ae)

Siemens Healthineers enables healthcare providers worldwide to increase value by empowering them on their journey towards expanding precision medicine, transforming care delivery, improving patient experience and digitalizing healthcare. A leader in medical technology, Siemens Healthineers is constantly innovating its portfolio of products and services in its core areas of diagnostic and therapeutic imaging and in laboratory diagnostics and molecular medicine. Siemens Healthineers is also actively developing its digital health services and enterprise services.

Exhibitors Profile



Symed



+971) 4-5676280



United Arab Emirates



symeduae.com

Since 2002 SYMED has been serving the medical community in the UAE with equipment and services from major worldwide manufacturers. Our product portfolio has expanded over the last few years from the original imaging portfolio to a wide range of products and services focused on the following clinical needs:

GE Healthcare Ultrasound and Bone Densitometry Equipment,

ArjoHuntleigh Patient Handling and Hygiene Solutions,

Waldmann UV Treatment and Diagnostic Systems



United Imaging



united-imaging.com/en

Shanghai United Imaging Healthcare Co., Ltd. is dedicated to providing, developing and producing high-performance advanced medical imaging, radiotherapy equipment, life science instruments and offers intelligent digital solutions to customers worldwide. UIH is committed to creating more value for our customers and constantly improving the global accessibility of high-end medical equipment and services through in-depth cooperation with hospitals, universities, research institutions, and industry partners.

Exhibitors Profile



Voyager Imaging



61398119901



Australia



voyagerpacs.com

Voyager Imaging is Australia's pioneering medical imaging company specializing in Radiology including Teleradiology, RIS and PACS products. With 1000s of users across the world, in government and private radiology centers and clinics, Voyager products are represented in international markets by distribution partners in USA, Europe, Africa and the Middle East.



Xenith



United Arab Emirates



thexengroup.com

The XEN Group has been bringing innovative products to our patients since 2002. Our highly trained sales force focuses on knowledge dissemination as a key strategy for success. We are present in UAE, Oman and the Eastern bloc countries of Africa.

Exhibitors Profile



Zahrawi Medical



+971 4 262 5506



United Arab Emirates



zahrawigroup.com

Within the growing GCC Healthcare Industry, Zahrawi Group is a leading company dedicated to contribute to the UAE, KSA, Qatar, Bahrain and Oman markets by supplying high-quality products and services to hospitals, clinics, laboratories and analytical industries. We take pride in our representation that includes an extensive profile of internationally renowned Healthcare and Laboratory manufacturers, such as Medtronic, Agilent Technologies, Dako, Sakura, BD, Sysmex, Cepheid and many others. Thanks to our trained engineers, we respond to our customers' needs in a manner that meets their requirements and deliver the products and services on time with a reliable after-sales support.



ANNUAL[™]
**RADIOLOGY
MEETING**
IN UAE

**SEE YOU
NEXT YEAR**

29 - 31 OCTOBER

The
**Premier
Radiology**
Event in the Middle East



INDEX® Conferences & Exhibitions Organisation LLC

INDEX Holding Headquarters, Road D-62, Opposite to Nad Al Hamar
P.O Box 13636, Dubai, United Arab Emirates | Tel: +971 4 5208888 | Fax: +971 4 3384193
e-mail: info@radiologyuae.com | index.ae

 Radiology_UAE radiologyuae.com